

Report No.:

Test Time: 2023-08-24 16:56

## Luminaire Property

Luminaire Manufacturer:

Luminaire Description: ADLEDAC12W165-3TLamp Catalog: 5000K

Luminous Length (mm): 165

Luminous Width (mm): 165

Voltage: 230.2 V

Current: 0.052 A

Power: 11.55 W

Power Factor: 0.962

## Photometric Results

CIE Class: Direct

Total Rated Lamp Lumens: 1370.9 lm

Measurement Flux: 1370.9 lm

Efficiency: 100%

Downward Ratio: 100%

Upward Ratio: 0%

Field Angle(C0/C180,C90/C270,C45/C225,C135/315): 156.4, 157.0, 156.7, 156.7

Beam Angle(C0/C180,C90/C270,C45/C225,C135/315): 107.8, 107.8, 107.8, 107.8

Luminaire Efficacy Rating (LER): 118.74

Central Intensity: 516.01 cd


Max. Intensity: 516.15 cd

Pos of Max. Intensity: H180 V1

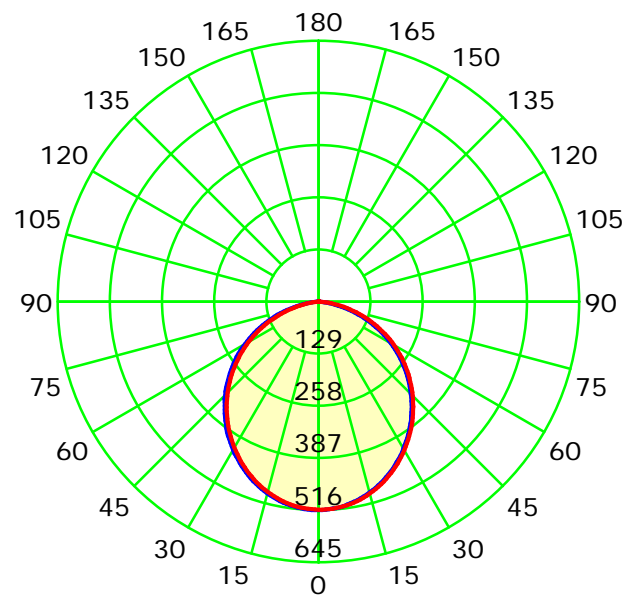
S/MH(C0/C180): 1.22

S/MH(C90/C270): 1.22

Picture Of Luminaire



Luminous Intensity Distribution Curve



Unit: cd

— C0-C180 — C90-C270

C Plane (°):0.0-360.0: 90.0

Gamma Plane (°):0.0-90.0: 1.0

Test Lab:

Test Device: GPM-1600

Test Type: TYPE C

Distance: 8.350 m

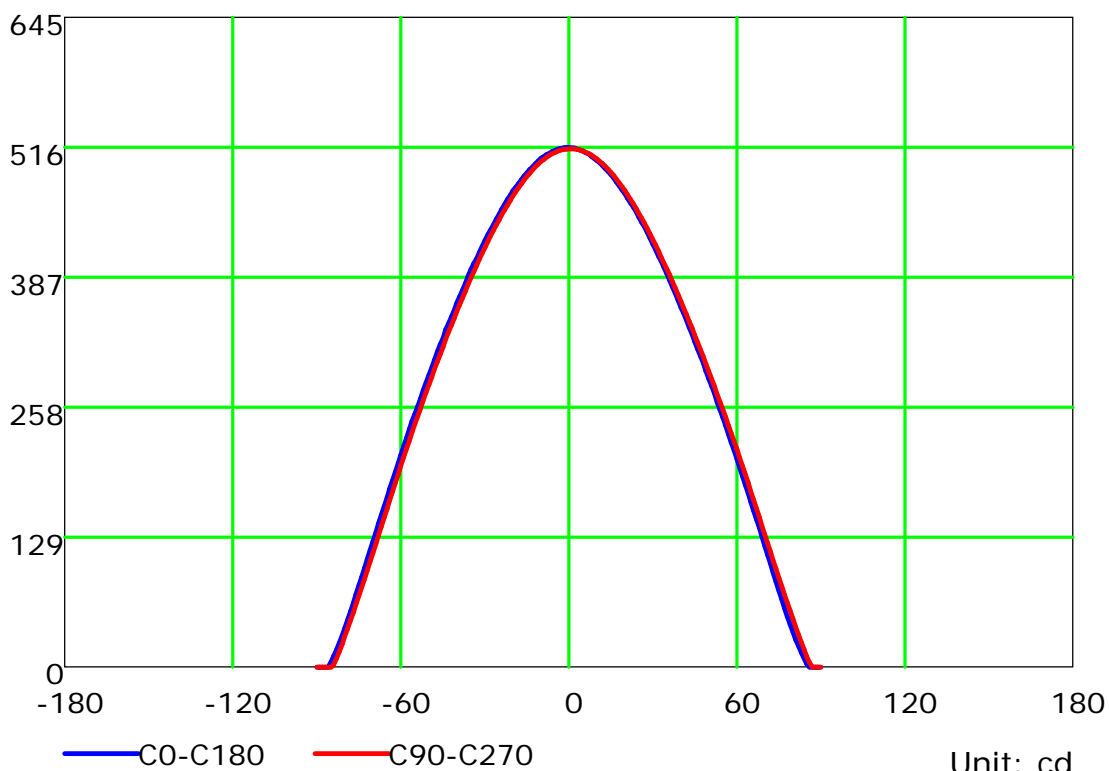
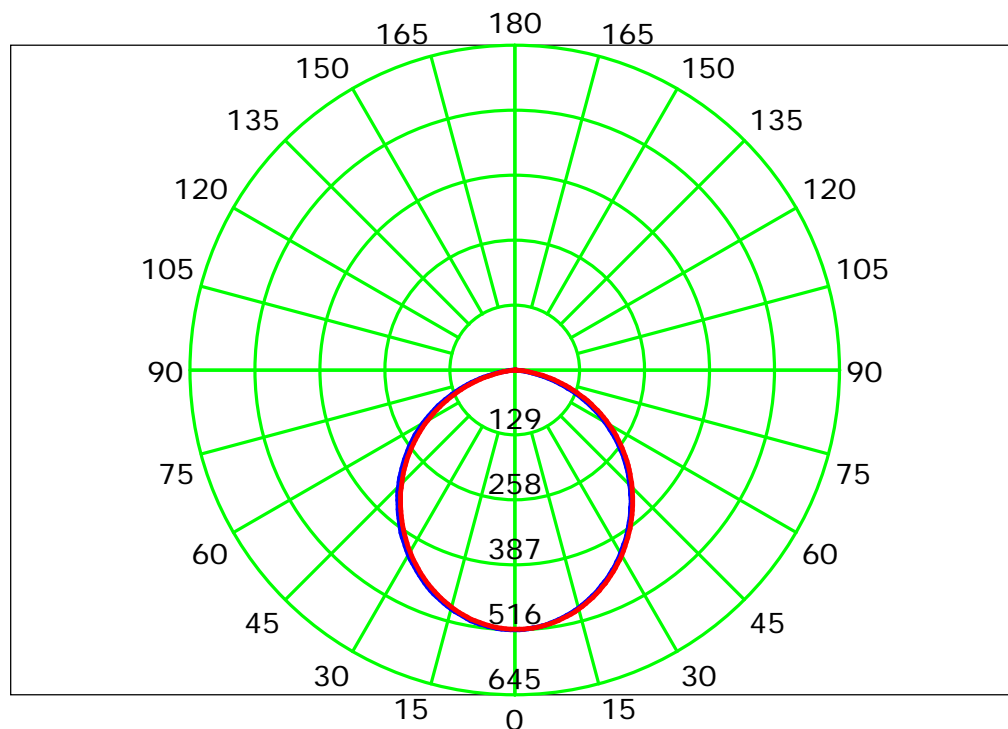
Temperature: 25°C

Humidity: 50%

Operator: XU

Inspector:

## Luminous Intensity Distribution Curve



C Plane (°): 0.0-360.0: 90.0  
 Test Lab:  
 Test Type: TYPE C  
 Temperature: 25°C  
 Operator: XU

Gamma Plane (°): 0.0-90.0: 1.0  
 Test Device: GPM-1600  
 Distance: 8.350 m  
 Humidity: 50%  
 Inspector:

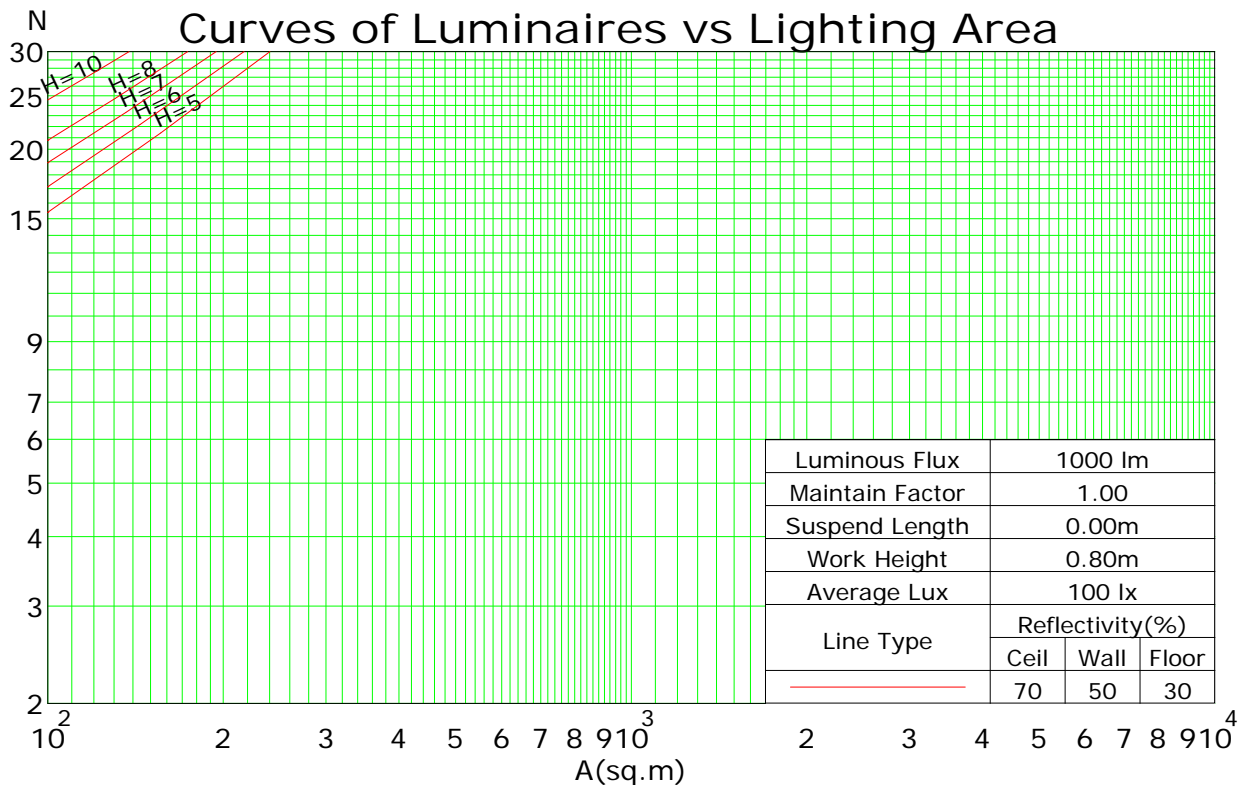
## Coefficients Of Utilization - Zonal Cavity Method

RC	0.8	0.8	0.8	0.8	0.7	0.7	0.7	0.7	0.5	0.5	0.5	0.3	0.3	0.3	0.1	0.1	0.1	0
RW	0.7	0.5	0.3	0.1	0.7	0.5	0.3	0.1	0.5	0.3	0.1	0.5	0.3	0.1	0.5	0.3	0.1	0
RCR	RF = 0.2																	
0	119	119	119	119	116	116	116	116	111	111	111	106	106	106	102	102	102	100
1	109	105	101	97	107	102	99	95	98	95	92	94	92	90	91	89	87	85
2	100	92	85	79	97	90	84	78	86	81	77	83	79	75	80	76	73	71
3	91	81	73	66	88	79	72	66	76	70	64	73	68	63	71	66	62	60
4	83	71	63	56	81	70	62	56	68	61	55	65	59	54	63	58	54	51
5	77	64	55	48	75	63	54	48	61	53	48	59	52	47	57	51	47	45
6	71	58	49	42	69	57	48	42	55	47	42	53	47	41	52	46	41	39
7	66	52	44	37	64	51	43	37	50	42	37	48	42	37	47	41	37	35
8	61	48	39	33	60	47	39	33	46	38	33	44	38	33	43	37	33	31
9	57	44	36	30	56	43	35	30	42	35	30	41	34	30	40	34	30	28
10	54	40	33	27	52	40	32	27	39	32	27	38	32	27	37	31	27	25

Spacing Criteria (0-180): 1.22

Spacing Criteria (90-270): 1.22

Spacing Criteria (Diagonal): 1.34



C Plane (°):0.0-360.0: 90.0

Test Lab:

Test Type: TYPE C

Temperature: 25°C

Operator: XU

Gamma Plane (°):0.0-90.0:1.0

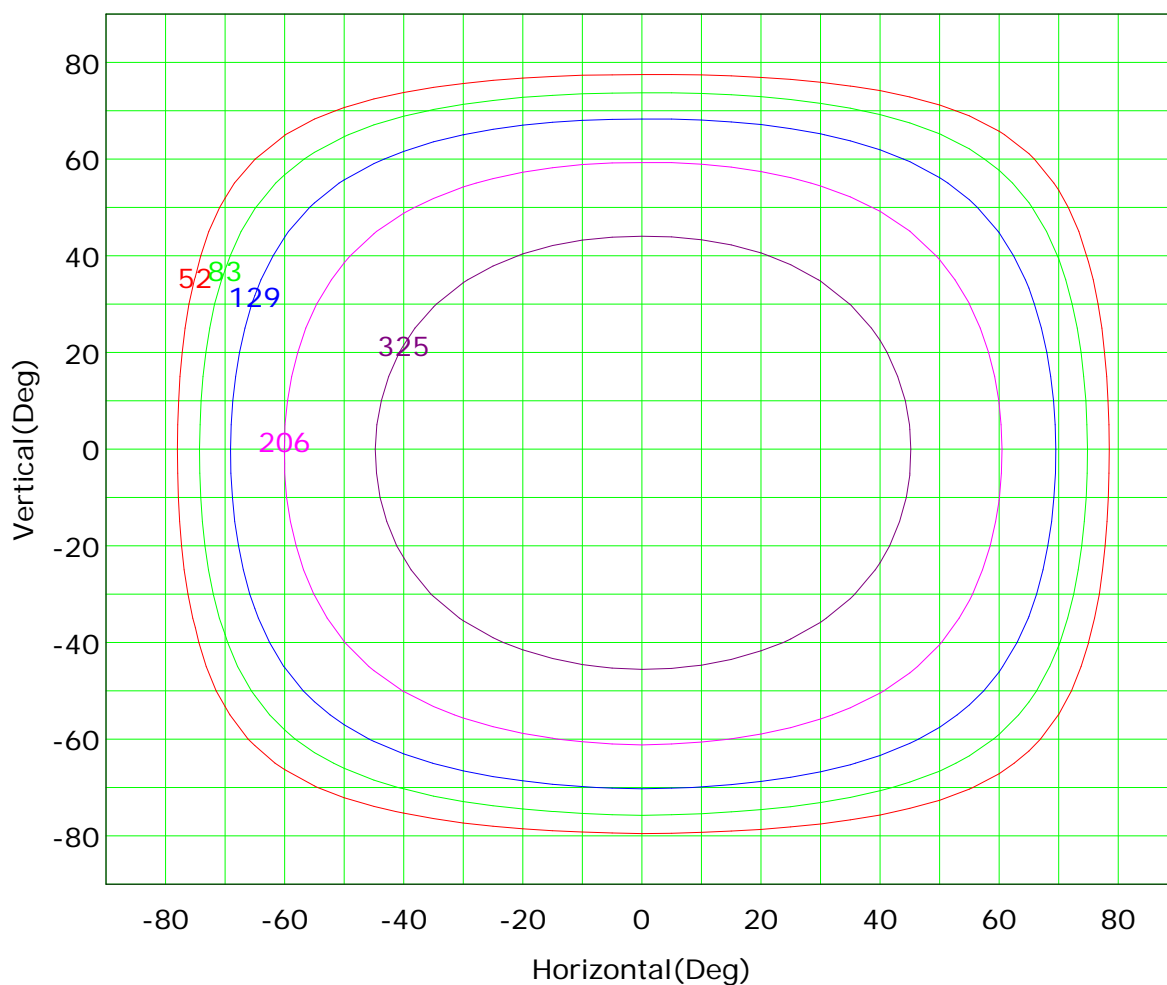
Test Device: GPM-1600

Distance: 8.350 m

Humidity: 50%

Inspector:

## Isocandela (rectangle)



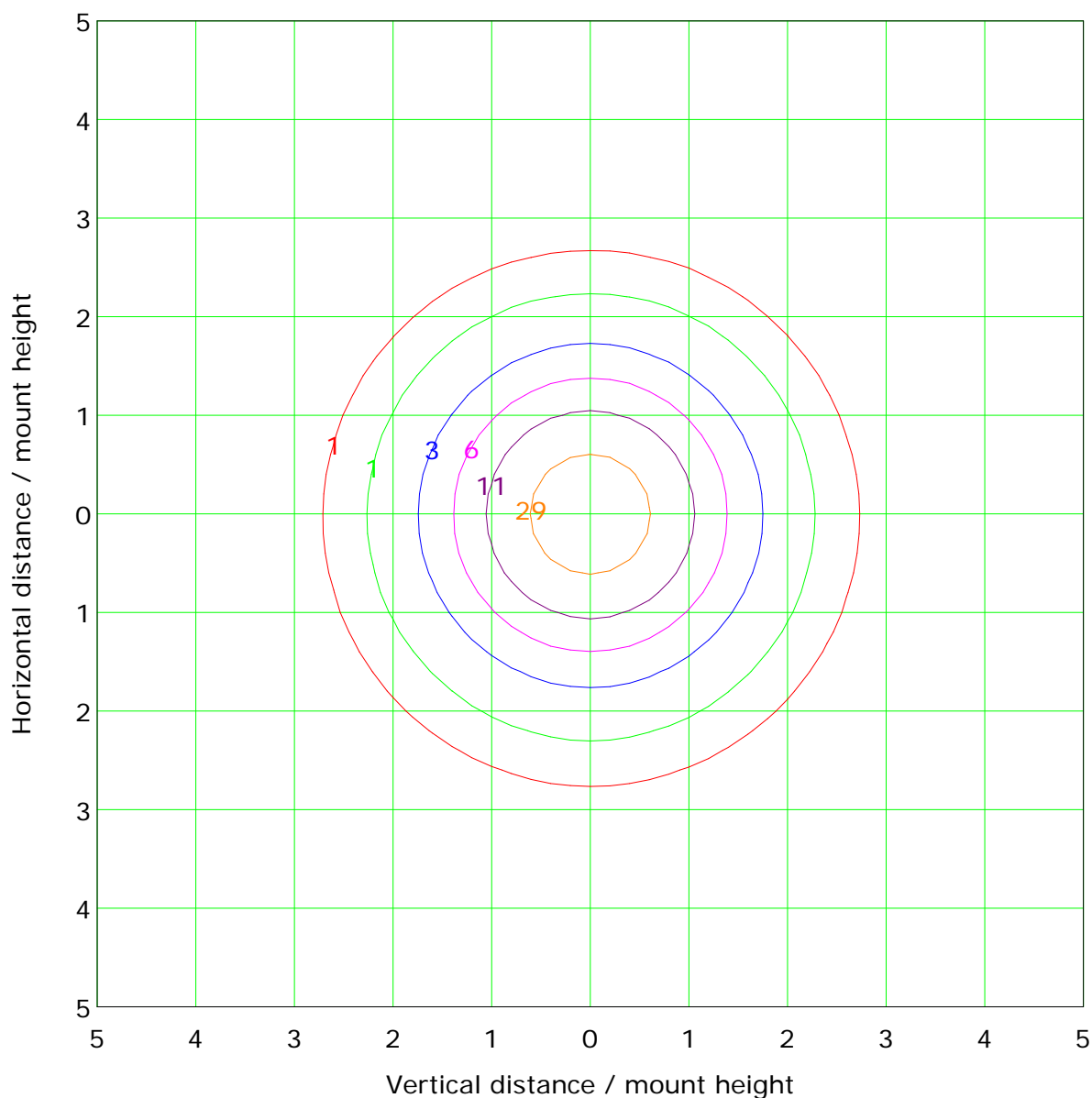
I<sub>max</sub> (100%): 516 cd

( 10%):	52 cd	( 16%):	83 cd
( 25%):	129 cd	( 40%):	206 cd
( 63%):	325 cd	(100%):	516 cd

C Plane (°):0.0-360.0: 90.0  
 Test Lab:  
 Test Type: TYPE C  
 Temperature: 25°C  
 Operator: XU

Gamma Plane (°):0.0-90.0:1.0  
 Test Device: GPM-1600  
 Distance: 8.350 m  
 Humidity: 50%  
 Inspector:

## IsoLux Plot



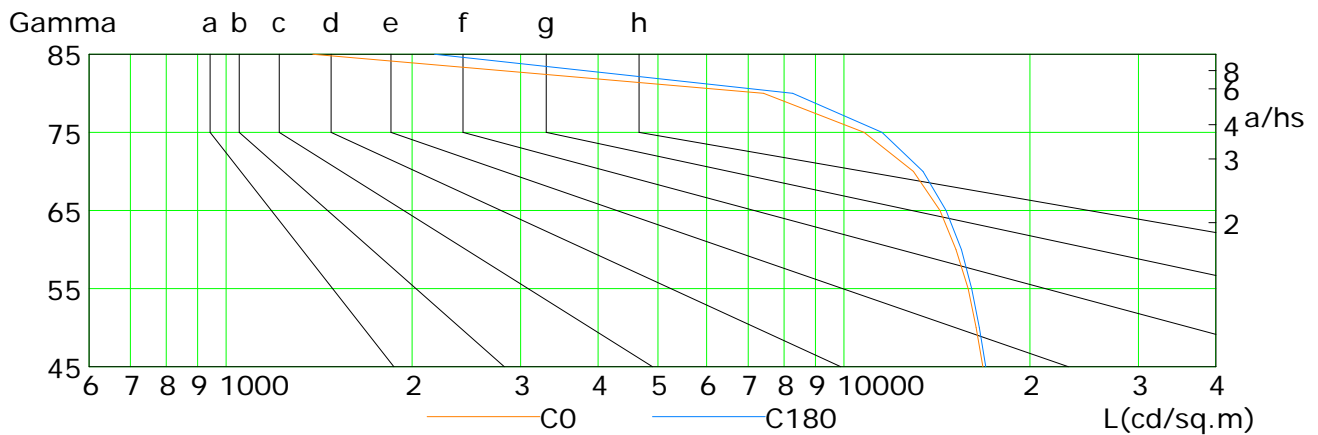
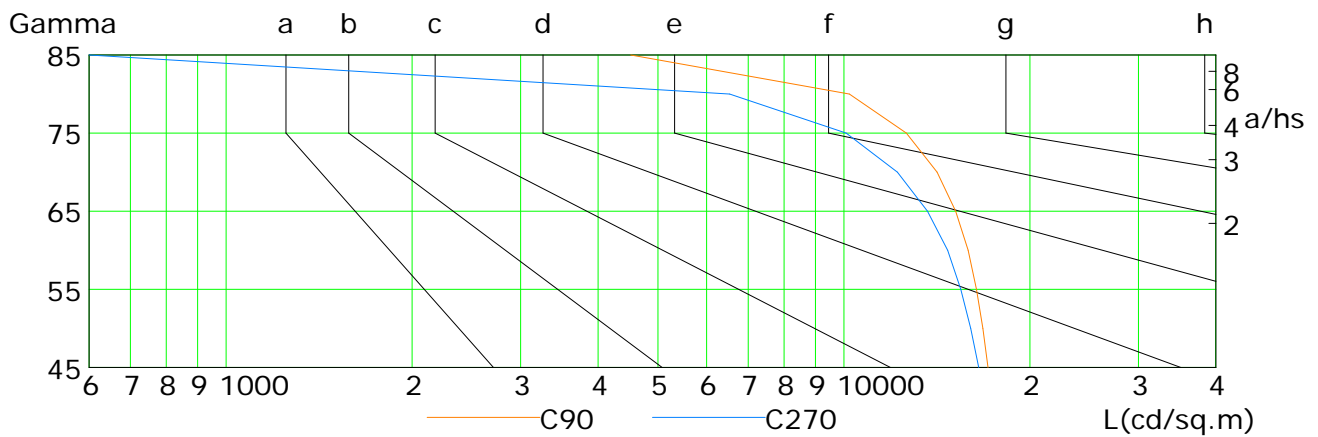
C Plane (°):0.0-360.0: 90.0  
 Test Lab:  
 Test Type: TYPE C  
 Temperature: 25°C  
 Operator: XU

Gamma Plane (°):0.0-90.0:1.0  
 Test Device: GPM-1600  
 Distance: 8.350 m  
 Humidity: 50%  
 Inspector:

## Lum Limit Curve

Dazzle	Quality	Illuminance (lx)							
1.15	A	2000	1000	500	<=300				
1.50	B		2000	1000	500	<=300			
1.85	C			2000	1000	500	<=300		
2.20	D				2000	1000	500	<=300	
2.55	E					2000	1000	500	<=300

a b c d e f g h

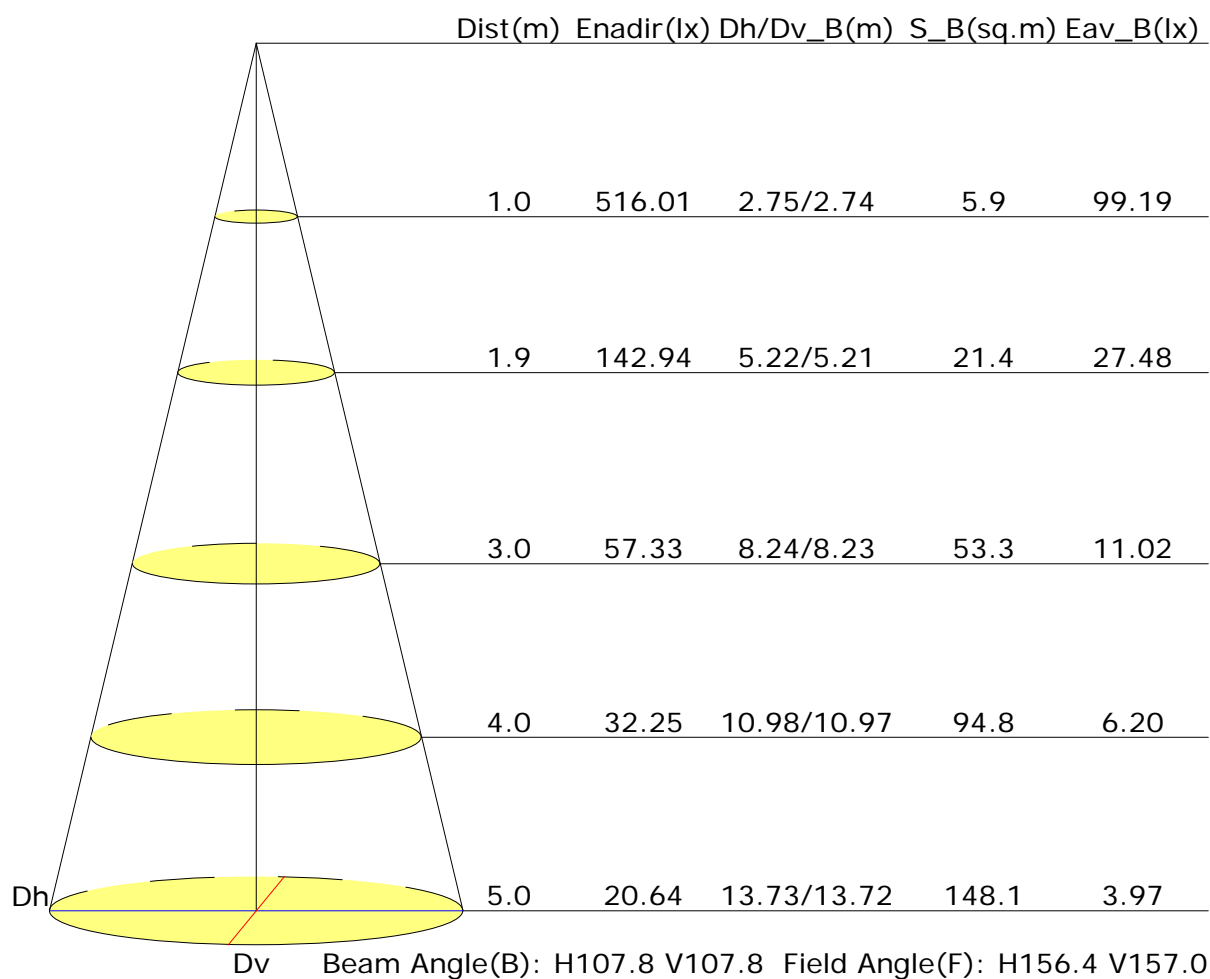


L(cd/sq.m)	G45	G50	G55	G60	G65	G70	G75	G80	G85
C0	16800	16369	15892	15197	14307	12962	10781	7418	1382
C90	17122	16797	16392	15904	15172	14156	12621	10215	4518
C180	16968	16582	16115	15493	14632	13431	11532	8269	2175
C270	16524	16044	15471	14719	13655	12205	10086	6534	0

C Plane (°): 0.0-360.0: 90.0  
 Test Lab:  
 Test Type: TYPE C  
 Temperature: 25°C  
 Operator: XU

Gamma Plane (°): 0.0-90.0: 1.0  
 Test Device: GPM-1600  
 Distance: 8.350 m  
 Humidity: 50%  
 Inspector:

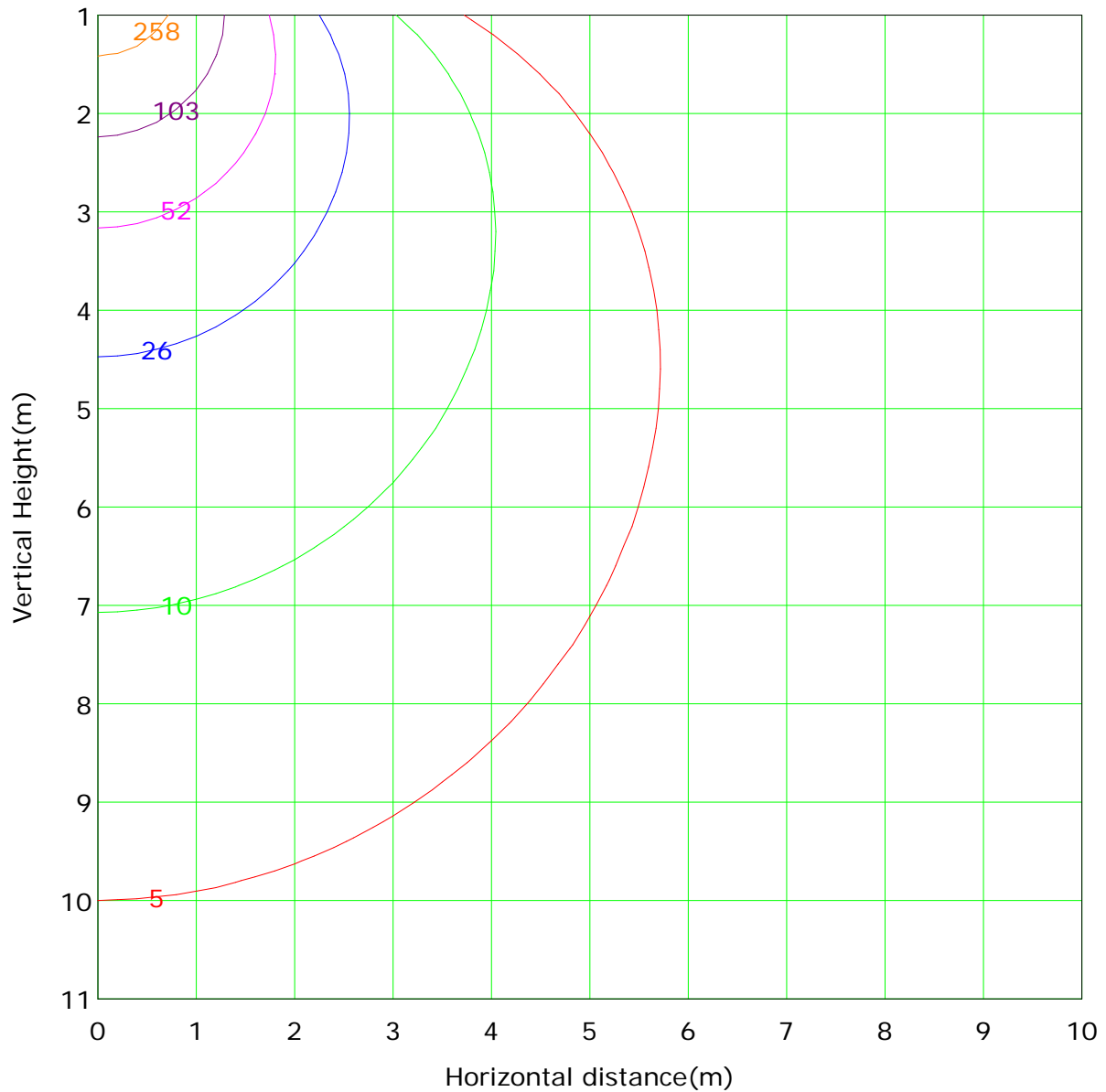
## Illuminance at a Distance



C Plane (°): 0.0-360.0: 90.0  
 Test Lab:  
 Test Type: TYPE C  
 Temperature: 25°C  
 Operator: XU

Gamma Plane (°): 0.0-90.0: 1.0  
 Test Device: GPM-1600  
 Distance: 8.350 m  
 Humidity: 50%  
 Inspector:

## Vertical IsoLux Plot



Lowest(m): 1.0m	Highest(m): 11.0m	Max Lux: 516.0 lx
( 1%): 5.2 lx	( 2%): 10.3 lx	
( 5%): 25.8 lx	(10%): 51.6 lx	
(20%): 103.2 lx	(50%): 258.0 lx	
(100%): 516.0 lx		

C Plane (°):0.0-360.0: 90.0  
 Test Lab:  
 Test Type: TYPE C  
 Temperature: 25°C  
 Operator: XU

Gamma Plane (°):0.0-90.0:1.0  
 Test Device: GPM-1600  
 Distance: 8.350 m  
 Humidity: 50%  
 Inspector:

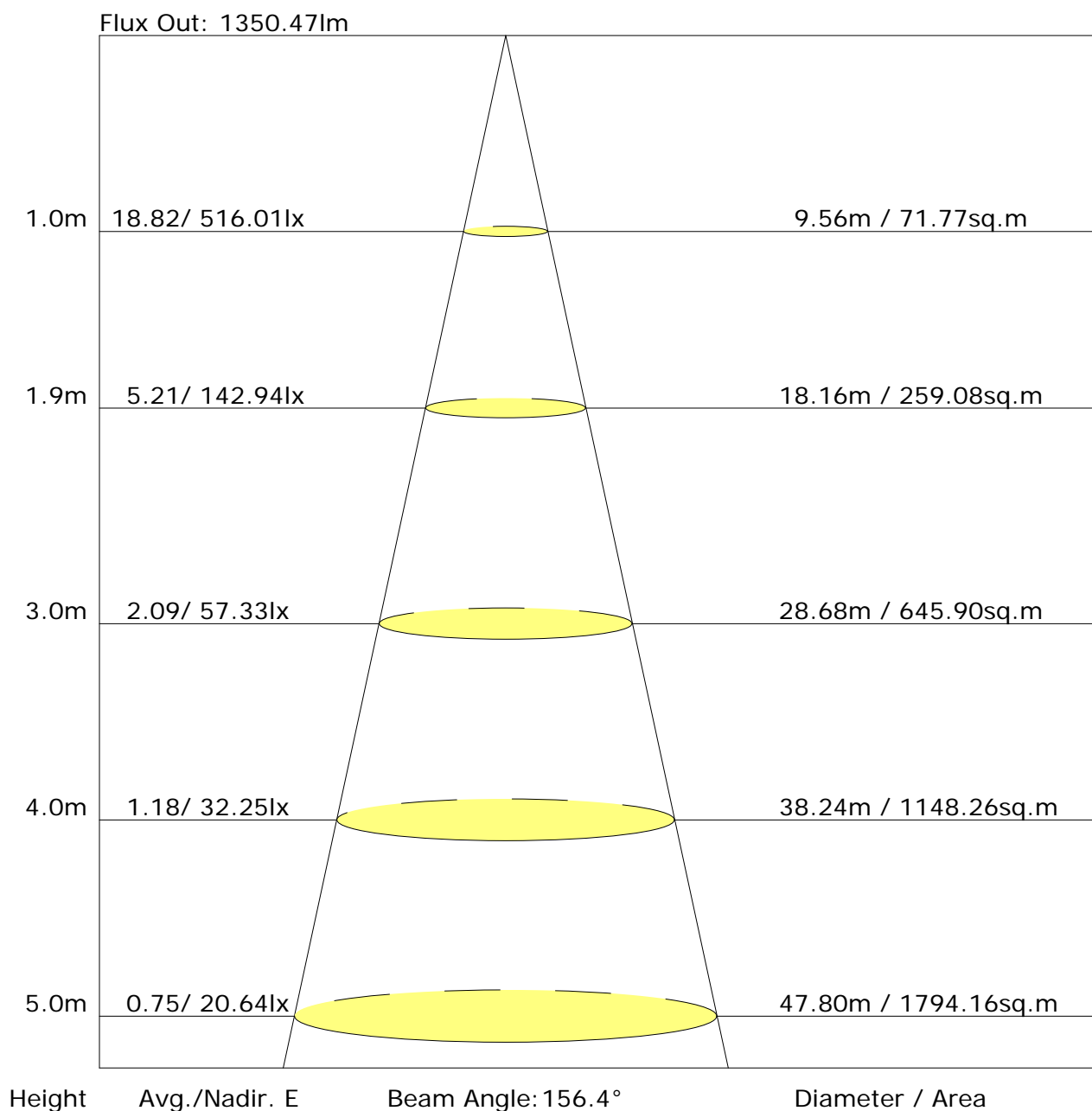


## Unit: 1m

C Plane (°):0.0-360.0: 90.0  
Test Lab:  
Test Type: TYPE C  
Temperature: 25°C  
Operator: XU

Gamma Plane (°):0.0-90.0:1.0  
Test Device: GPM-1600  
Distance: 8.350 m  
Humidity: 50%  
Inspector:

## The Average Illuminance Effective Figure



C Plane (°): 0.0-360.0: 90.0  
 Test Lab:  
 Test Type: TYPE C  
 Temperature: 25°C  
 Operator: XU

Gamma Plane (°): 0.0-90.0: 1.0  
 Test Device: GPM-1600  
 Distance: 8.350 m  
 Humidity: 50%  
 Inspector:

## UGR Table

Reflectance:										
Ceiling (cavity)	0.7	0.7	0.5	0.5	0.3	0.7	0.7	0.5	0.5	0.3
Wall	0.5	0.3	0.5	0.3	0.3	0.5	0.3	0.5	0.3	0.3
Reference plane	0.2	0.2	0.2	0.2	0.2	0.2	0.2	0.2	0.2	0.2
Room dimensions	Viewed crosswise					Viewed endwise				
X=2H Y=2H	22.2	23.6	22.5	23.8	24.1	22.2	23.6	22.5	23.8	24.1
3H	23.6	24.9	24.0	25.1	25.4	23.7	24.9	24.0	25.2	25.4
4H	24.1	25.3	24.4	25.6	25.9	24.2	25.3	24.5	25.6	25.9
6H	24.3	25.4	24.7	25.7	26.1	24.5	25.6	24.8	25.9	26.2
8H	24.4	25.4	24.7	25.7	26.1	24.5	25.6	24.9	25.9	26.2
12H	24.3	25.3	24.7	25.7	26.0	24.5	25.5	24.9	25.8	26.2
X=4H Y=2H	22.9	24.0	23.2	24.3	24.6	22.9	24.0	23.2	24.3	24.6
3H	24.4	25.4	24.8	25.8	26.1	24.5	25.5	24.9	25.8	26.2
4H	25.0	25.9	25.4	26.3	26.6	25.1	26.0	25.5	26.3	26.7
6H	25.3	26.1	25.8	26.5	26.9	25.5	26.3	25.9	26.6	27.1
8H	25.4	26.1	25.8	26.5	26.9	25.5	26.3	26.0	26.7	27.1
12H	25.4	26.0	25.8	26.5	26.9	25.6	26.2	26.0	26.6	27.1
X=8H Y=4H	25.2	26.0	25.7	26.4	26.8	25.3	26.0	25.8	26.4	26.9
6H	25.7	26.2	26.1	26.7	27.1	25.8	26.4	26.3	26.8	27.3
8H	25.7	26.2	26.2	26.7	27.2	25.9	26.4	26.4	26.9	27.3
12H	25.7	26.2	26.2	26.7	27.2	25.9	26.4	26.4	26.8	27.3
X=12H Y=4H	25.2	25.9	25.7	26.3	26.8	25.3	26.0	25.8	26.4	26.8
6H	25.7	26.2	26.2	26.6	27.1	25.8	26.3	26.3	26.8	27.3
8H	25.8	26.2	26.3	26.7	27.2	25.9	26.4	26.4	26.8	27.3
Variations with the observer position at spacings:										
S=1.0H	+0.2/-0.2					+0.2/-0.2				
S=1.5H	+0.3/-0.5					+0.4/-0.6				
S=2.0H	+0.6/-0.9					+0.5/-1.1				

Calculate in accordance with CIE Pub.117. The table is revised with 1371lm ( $8\log(F/F_0) = 1.1$ ).

C Plane (°): 0.0-360.0: 90.0  
Test Lab:  
Test Type: TYPE C  
Temperature: 25°C  
Operator: XU

Gamma Plane (°): 0.0-90.0: 1.0  
Test Device: GPM-1600  
Distance: 8.350 m  
Humidity: 50%  
Inspector:

## Utilisation Factor Table(Floor cavity)

Utilisation Factors UF(F)			SHR NOM = 1.50								
Room Reflectance			Room Index(RI)								
Ceiling	Wall	Floor	0.75	1.00	1.25	1.50	2.00	2.50	3.00	4.00	5.00
0.70	0.50	0.20	0.62	0.70	0.77	0.83	0.90	0.94	0.98	1.02	1.05
	0.30		0.54	0.63	0.71	0.76	0.84	0.89	0.93	0.98	1.02
	0.20		0.49	0.57	0.65	0.71	0.79	0.85	0.89	0.95	0.99
0.50	0.50	0.20	0.60	0.68	0.75	0.80	0.87	0.91	0.94	0.98	1.01
	0.30		0.54	0.62	0.69	0.74	0.82	0.87	0.90	0.95	0.98
	0.20		0.49	0.57	0.64	0.70	0.78	0.83	0.87	0.92	0.96
0.30	0.50	0.20	0.59	0.66	0.73	0.77	0.84	0.88	0.91	0.94	0.97
	0.30		0.53	0.61	0.68	0.73	0.80	0.84	0.88	0.92	0.95
	0.20		0.49	0.56	0.64	0.69	0.76	0.81	0.85	0.90	0.93
0.00	0.00	0.00	0.46	0.54	0.61	0.66	0.73	0.77	0.81	0.85	0.88
<p>Rating: 12W Photometrically tested without ceiling board.</p> <p>Multiply UF values by service correction factors</p> <p>Calculate in accordance with CIBSE Technical Memorandum NO.5 1980</p>											

## Utilisation Factor Table(Wall)

Utilisation Factors UF(W)			SHR NOM = 1.50									
Room Reflectance			Room Index(RI)									
Ceiling	Wall	Floor	0.75	1.00	1.25	1.50	2.00	2.50	3.00	4.00	5.00	
0.70	0.50	0.20	0.92	0.78	0.65	0.56	0.45	0.37	0.31	0.24	0.19	
	0.30		0.77	0.66	0.57	0.50	0.40	0.34	0.29	0.23	0.18	
	0.20		0.66	0.58	0.50	0.45	0.37	0.31	0.27	0.21	0.18	
0.50	0.50	0.20	0.89	0.74	0.62	0.54	0.43	0.39	0.30	0.23	0.18	
	0.30		0.75	0.65	0.55	0.48	0.39	0.32	0.28	0.22	0.18	
	0.20		0.65	0.57	0.49	0.44	0.36	0.30	0.26	0.21	0.17	
0.30	0.50	0.20	0.86	0.72	0.60	0.52	0.41	0.33	0.28	0.22	0.17	
	0.30		0.73	0.63	0.54	0.47	0.38	0.31	0.27	0.21	0.17	
	0.20		0.64	0.56	0.48	0.43	0.35	0.29	0.25	0.20	0.16	
0.00	0.00	0.00	0.54	0.46	0.39	0.34	0.27	0.22	0.19	0.15	0.12	
<p>Rating: 12W Photometrically tested without ceiling board.</p> <p>Multiply UF values by service correction factors</p> <p>Calculate in accordance with CIBSE Technical Memorandum NO.5 1980</p>												

## Utilisation Factor Table(Ceiling cavity)

Utilisation Factors UF(C)			SHR NOM = 1.50								
Room Reflectance			Room Index(RI)								
Ceiling	Wall	Floor	0.75	1.00	1.25	1.50	2.00	2.50	3.00	4.00	5.00
0.70	0.50	0.20	0.16	0.17	0.18	0.19	0.20	0.20	0.21	0.21	0.22
	0.30		0.09	0.11	0.12	0.13	0.15	0.16	0.17	0.18	0.19
	0.20		0.05	0.06	0.08	0.09	0.11	0.13	0.14	0.16	0.17
0.50	0.50	0.20	0.15	0.16	0.17	0.18	0.19	0.19	0.20	0.20	0.21
	0.30		0.09	0.11	0.12	0.13	0.15	0.16	0.17	0.18	0.19
	0.20		0.05	0.06	0.08	0.09	0.11	0.13	0.14	0.15	0.16
0.30	0.50	0.20	0.15	0.16	0.17	0.17	0.18	0.19	0.19	0.19	0.20
	0.30		0.09	0.11	0.12	0.13	0.14	0.15	0.16	0.17	0.18
	0.20		0.05	0.06	0.08	0.09	0.11	0.12	0.13	0.15	0.16
0.00	0.00	0.00	NA	NA	NA	NA	NA	NA	NA	NA	NA
Rating: 12W Photometrically tested without ceiling board. Multiply UF values by service correction factors Calculate in accordance with CIBSE Technical Memorandum NO.5 1980											

## Zonal Lumen

Gamma [°]	I <sub>mean</sub> [cd]	Zonal Flux [lm]	Sum Zonal Flux [lm]	Rel Zonal Flux [%]	Sum Rel Zonal Flux [%]
0.0-1.0	515.3	0.5	0.5	0.04	0.04
1.0-2.0	515.1	1.5	2.0	0.11	0.14
2.0-3.0	514.6	2.5	4.4	0.18	0.32
3.0-4.0	513.9	3.4	7.9	0.25	0.57
4.0-5.0	512.9	4.4	12.3	0.32	0.90
5.0-6.0	511.8	5.4	17.7	0.39	1.29
6.0-7.0	510.5	6.3	24.0	0.46	1.75
7.0-8.0	508.8	7.3	31.3	0.53	2.28
8.0-9.0	506.9	8.2	39.5	0.60	2.88
9.0-10.0	504.9	9.1	48.6	0.67	3.55
10.0-11.0	502.6	10.0	58.7	0.73	4.28
11.0-12.0	500.1	10.9	69.6	0.80	5.08
12.0-13.0	497.3	11.8	81.4	0.86	5.94
13.0-14.0	494.5	12.7	94.1	0.92	6.86
14.0-15.0	491.4	13.5	107.6	0.98	7.85
15.0-16.0	488.1	14.3	121.9	1.04	8.89
16.0-17.0	484.6	15.1	137.0	1.10	9.99
17.0-18.0	480.9	15.9	152.8	1.16	11.15
18.0-19.0	477.0	16.6	169.4	1.21	12.36
19.0-20.0	473.1	17.3	186.7	1.26	13.62
20.0-21.0	469.0	18.0	204.8	1.31	14.94
21.0-22.0	464.6	18.7	223.4	1.36	16.30
22.0-23.0	460.0	19.3	242.7	1.41	17.71
23.0-24.0	455.4	19.9	262.6	1.45	19.16
24.0-25.0	450.5	20.5	283.1	1.49	20.65
25.0-26.0	445.5	21.0	304.2	1.53	22.19
26.0-27.0	440.4	21.5	325.7	1.57	23.76
27.0-28.0	435.1	22.0	347.7	1.61	25.37
28.0-29.0	429.9	22.5	370.2	1.64	27.01
29.0-30.0	424.4	22.9	393.2	1.67	28.68
30.0-31.0	418.5	23.3	416.5	1.70	30.38
31.0-32.0	412.6	23.6	440.1	1.72	32.10
32.0-33.0	406.8	24.0	464.1	1.75	33.85
33.0-34.0	401.0	24.3	488.3	1.77	35.62
34.0-35.0	395.0	24.5	512.9	1.79	37.41
35.0-36.0	388.7	24.8	537.6	1.81	39.22

C Plane (°): 0.0-360.0: 90.0  
 Test Lab:  
 Test Type: TYPE C  
 Temperature: 25°C  
 Operator: XU

Gamma Plane (°): 0.0-90.0: 1.0  
 Test Device: GPM-1600  
 Distance: 8.350 m  
 Humidity: 50%  
 Inspector:

## Zonal Lumen (Continue 1)

Gamma [°]	I <sub>mean</sub> [cd]	Zonal Flux [lm]	Sum Zonal Flux [lm]	Rel Zonal Flux [%]	Sum Rel Zonal Flux [%]
36.0-37.0	382.2	24.9	562.5	1.82	41.04
37.0-38.0	375.8	25.1	587.6	1.83	42.87
38.0-39.0	369.2	25.2	612.8	1.84	44.70
39.0-40.0	362.5	25.3	638.1	1.84	46.55
40.0-41.0	355.8	25.3	663.5	1.85	48.40
41.0-42.0	349.1	25.4	688.8	1.85	50.25
42.0-43.0	342.2	25.3	714.2	1.85	52.10
43.0-44.0	335.3	25.3	739.5	1.85	53.94
44.0-45.0	328.2	25.2	764.7	1.84	55.78
45.0-46.0	321.0	25.1	789.8	1.83	57.61
46.0-47.0	313.9	25.0	814.8	1.82	59.44
47.0-48.0	306.6	24.8	839.6	1.81	61.24
48.0-49.0	299.1	24.6	864.2	1.79	63.04
49.0-50.0	291.6	24.3	888.5	1.77	64.81
50.0-51.0	284.1	24.0	912.5	1.75	66.56
51.0-52.0	276.5	23.7	936.2	1.73	68.29
52.0-53.0	268.7	23.4	959.6	1.71	70.00
53.0-54.0	260.8	23.0	982.6	1.68	71.68
54.0-55.0	253.1	22.6	1005.2	1.65	73.33
55.0-56.0	245.4	22.2	1027.4	1.62	74.94
56.0-57.0	237.5	21.7	1049.1	1.58	76.53
57.0-58.0	229.3	21.2	1070.3	1.55	78.07
58.0-59.0	221.1	20.7	1091.0	1.51	79.58
59.0-60.0	212.8	20.1	1111.1	1.47	81.05
60.0-61.0	204.5	19.5	1130.6	1.42	82.47
61.0-62.0	196.1	18.9	1149.5	1.38	83.85
62.0-63.0	187.6	18.2	1167.8	1.33	85.18
63.0-64.0	179.1	17.6	1185.3	1.28	86.46
64.0-65.0	170.5	16.9	1202.2	1.23	87.70
65.0-66.0	161.9	16.2	1218.4	1.18	88.87
66.0-67.0	153.2	15.4	1233.8	1.12	90.00
67.0-68.0	144.6	14.6	1248.4	1.07	91.07
68.0-69.0	135.9	13.9	1262.3	1.01	92.08
69.0-70.0	127.1	13.1	1275.3	0.95	93.03
70.0-71.0	118.4	12.2	1287.6	0.89	93.92
71.0-72.0	109.6	11.4	1299.0	0.83	94.75

C Plane (°): 0.0-360.0: 90.0  
 Test Lab:  
 Test Type: TYPE C  
 Temperature: 25°C  
 Operator: XU

Gamma Plane (°): 0.0-90.0: 1.0  
 Test Device: GPM-1600  
 Distance: 8.350 m  
 Humidity: 50%  
 Inspector:



## Zonal Lumen (Continue 2)

[illegible]

C Plane (°):0.0-360.0: 90.0  
Test Lab:  
Test Type: TYPE C  
Temperature: 25°C  
Operator: XU

Gamma Plane (°):0.0-90.0:1.0  
Test Device: GPM-1600  
Distance: 8.350 m  
Humidity: 50%  
Inspector:

## Candlepower Table

Unit: cd

G\C	C0.0	C90.0	C180.0	C270.0	C360.0					
G0.0	516.0	514.7	516.0	514.7	516.0					
G1.0	515.6	514.8	516.1	514.4	515.6					
G2.0	515.5	514.6	515.7	514.0	515.5					
G3.0	514.5	514.1	515.2	513.3	514.5					
G4.0	513.4	513.6	514.5	512.3	513.4					
G5.0	512.9	512.5	513.0	511.1	512.9					
G6.0	511.0	511.6	512.2	509.9	511.0					
G7.0	509.9	510.2	510.4	508.4	509.9					
G8.0	507.5	508.5	509.1	506.4	507.5					
G9.0	505.5	506.8	507.2	504.2	505.5					
G10.0	503.2	504.8	505.4	502.2	503.2					
G11.0	501.0	502.4	502.5	499.6	501.0					
G12.0	498.2	500.2	499.7	496.9	498.2					
G13.0	495.4	497.5	497.0	493.9	495.4					
G14.0	492.3	494.7	494.3	490.7	492.3					
G15.0	489.2	491.6	490.9	487.5	489.2					
G16.0	485.8	488.3	487.6	483.9	485.8					
G17.0	482.0	484.8	484.3	480.2	482.0					
G18.0	478.3	481.1	480.4	476.3	478.3					
G19.0	474.2	477.3	476.5	472.3	474.2					
G20.0	470.3	473.5	473.1	467.9	470.3					
G21.0	465.9	469.3	468.7	463.4	465.9					
G22.0	461.2	464.8	464.5	458.8	461.2					
G23.0	457.1	460.5	459.3	454.2	457.1					
G24.0	452.5	455.7	454.7	449.3	452.5					
G25.0	447.2	450.9	449.6	444.3	447.2					
G26.0	442.0	446.0	444.7	439.1	442.0					
G27.0	437.6	440.9	439.2	433.7	437.6					
G28.0	431.8	435.5	434.1	428.3	431.8					
G29.0	426.4	430.4	429.6	422.8	426.4					
G30.0	420.4	424.6	423.8	417.0	420.4					
G31.0	414.6	419.2	417.7	411.0	414.6					
G32.0	408.4	413.3	411.8	405.1	408.4					
G33.0	403.6	407.2	405.6	399.0	403.6					
G34.0	397.1	401.4	400.8	392.8	397.1					
G35.0	390.7	395.4	394.9	386.7	390.7					
G36.0	384.1	389.4	388.1	380.2	384.1					

C Plane (°): 0.0-360.0: 90.0  
 Test Lab:  
 Test Type: TYPE C  
 Temperature: 25°C  
 Operator: XU

Gamma Plane (°): 0.0-90.0: 1.0  
 Test Device: GPM-1600  
 Distance: 8.350 m  
 Humidity: 50%  
 Inspector:

## Candlepower Table (Continue 1)

Unit: cd

G\C	C0.0	C90.0	C180.0	C270.0	C360.0					
G37.0	378.1	383.1	381.3	373.7	378.1					
G38.0	371.7	376.8	374.5	367.0	371.7					
G39.0	364.7	370.1	368.3	360.3	364.7					
G40.0	357.5	363.5	361.7	353.7	357.5					
G41.0	351.9	356.9	354.6	346.6	351.9					
G42.0	344.9	350.3	347.8	339.6	344.9					
G43.0	337.3	343.4	341.2	332.8	337.3					
G44.0	330.8	336.6	335.1	325.5	330.8					
G45.0	323.4	329.6	326.6	318.1	323.4					
G46.0	316.1	322.6	320.5	310.8	316.1					
G47.0	308.9	315.5	313.4	303.5	308.9					
G48.0	302.1	308.5	305.1	296.0	302.1					
G49.0	294.3	301.0	297.6	288.6	294.3					
G50.0	286.5	294.0	290.2	280.8	286.5					
G51.0	279.3	286.4	282.6	273.2	279.3					
G52.0	271.8	278.7	275.0	265.2	271.8					
G53.0	263.4	271.0	267.1	257.4	263.4					
G54.0	255.6	263.6	259.3	249.3	255.6					
G55.0	248.2	256.0	251.6	241.6	248.2					
G56.0	239.8	248.3	244.5	233.3	239.8					
G57.0	231.7	240.4	236.6	225.3	231.7					
G58.0	223.4	232.4	227.8	217.1	223.4					
G59.0	215.7	224.3	219.3	208.6	215.7					
G60.0	206.9	216.5	210.9	200.4	206.9					
G61.0	198.9	208.2	202.6	191.6	198.9					
G62.0	190.2	200.1	194.1	183.1	190.2					
G63.0	181.4	191.7	185.5	174.4	181.4					
G64.0	173.1	183.5	177.1	165.8	173.1					
G65.0	164.6	174.6	168.4	157.1	164.6					
G66.0	155.7	166.4	159.8	148.6	155.7					
G67.0	147.0	157.6	151.0	139.7	147.0					
G68.0	138.9	149.1	142.6	130.8	138.9					
G69.0	129.7	140.2	133.7	122.1	129.7					
G70.0	120.7	131.8	125.1	113.7	120.7					
G71.0	111.5	123.2	116.3	104.9	111.5					
G72.0	102.8	114.6	107.4	96.2	102.8					
G73.0	94.0	106.0	98.6	87.7	94.0					

C Plane (°):0.0-360.0: 90.0

Test Lab:

Test Type: TYPE C

Temperature: 25°C

Operator: XU

Gamma Plane (°):0.0-90.0:1.0

Test Device: GPM-1600

Distance: 8.350 m

Humidity: 50%

Inspector:

## Unit: cd

C Plane (°):0.0-360.0: 90.0  
Test Lab:  
Test Type: TYPE C  
Temperature: 25°C  
Operator: XU

Gamma Plane (°):0.0-90.0:1.0  
Test Device: GPM-1600  
Distance: 8.350 m  
Humidity: 50%  
Inspector: